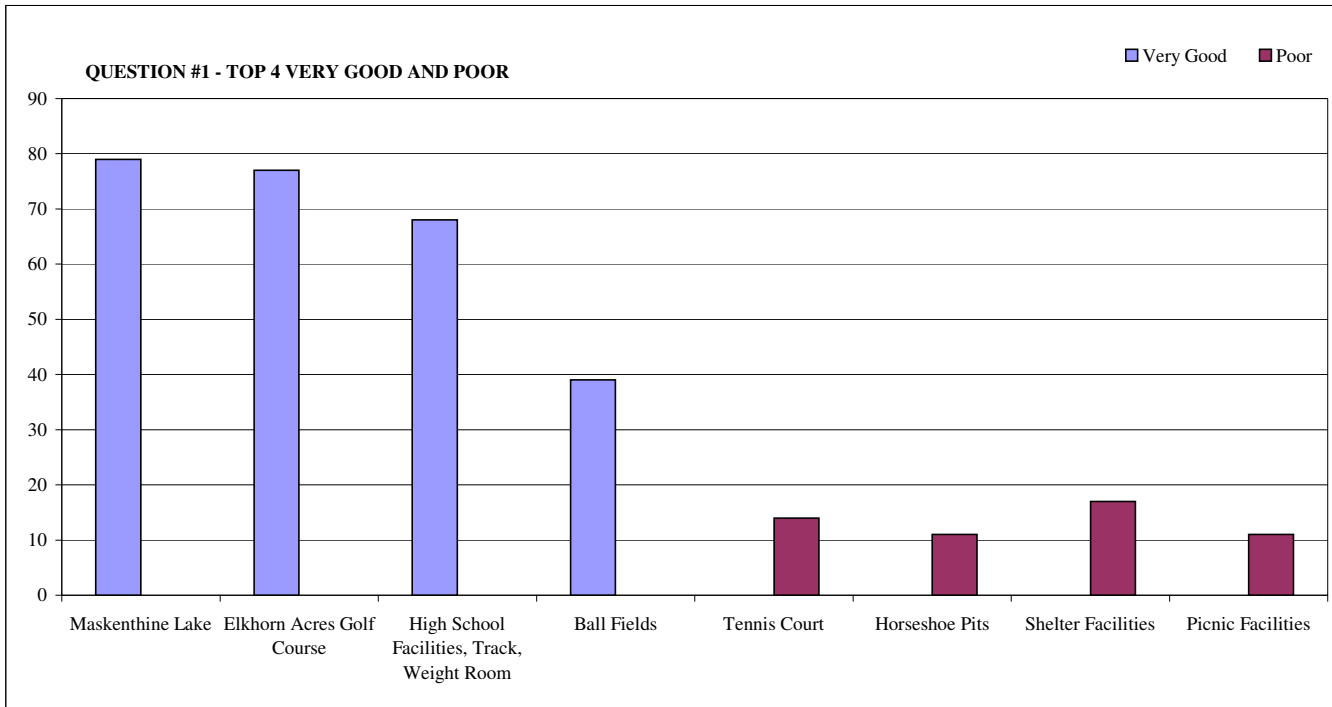


STANTON COMMUNITY ATTITUDE SURVEY - 2004
HOW DO YOU RATE THE FOLLOWING ASPECTS OF YOUR COMMUNITY?

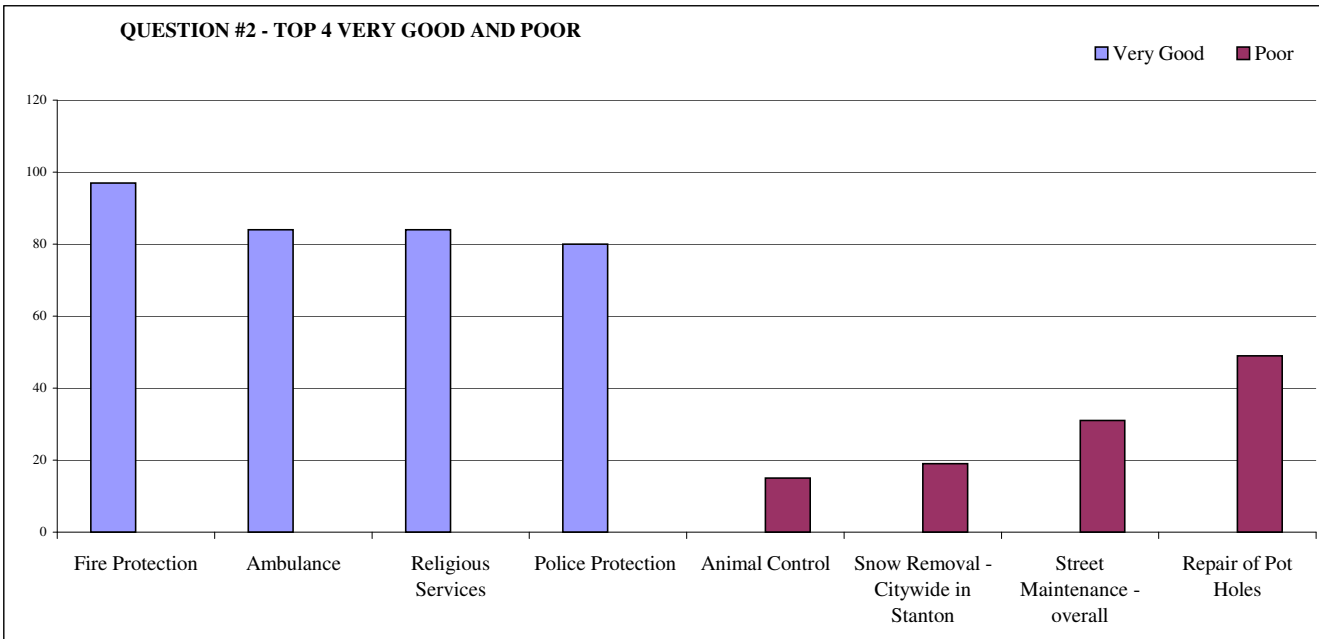
1. RECREATIONAL FACILITIES: RATE YOUR OVERALL IMPRESSION

	Very Good	Good	Fair	Poor
a. West Side City Park	24	113	37	5
b. East Side Park	18	105	46	2
c. Playground Equipment	35	102	39	2
d. Ball Fields	39	108	23	3
e. Tennis Court	17	83	40	14
f. Swimming Pool	20	78	55	4
g. Horseshoe Pits	12	64	41	11
h. Shelter Facilities	11	67	54	17
i. Picnic Facilities	10	74	51	11
j. Sand Volleyball Court	17	82	38	3
k. Maskenthine Lake	79	79	13	0
l. High School Facilities, Track, Weight Room	68	72	10	0
m. Elkhorn Acres Golf Course	77	77	3	0



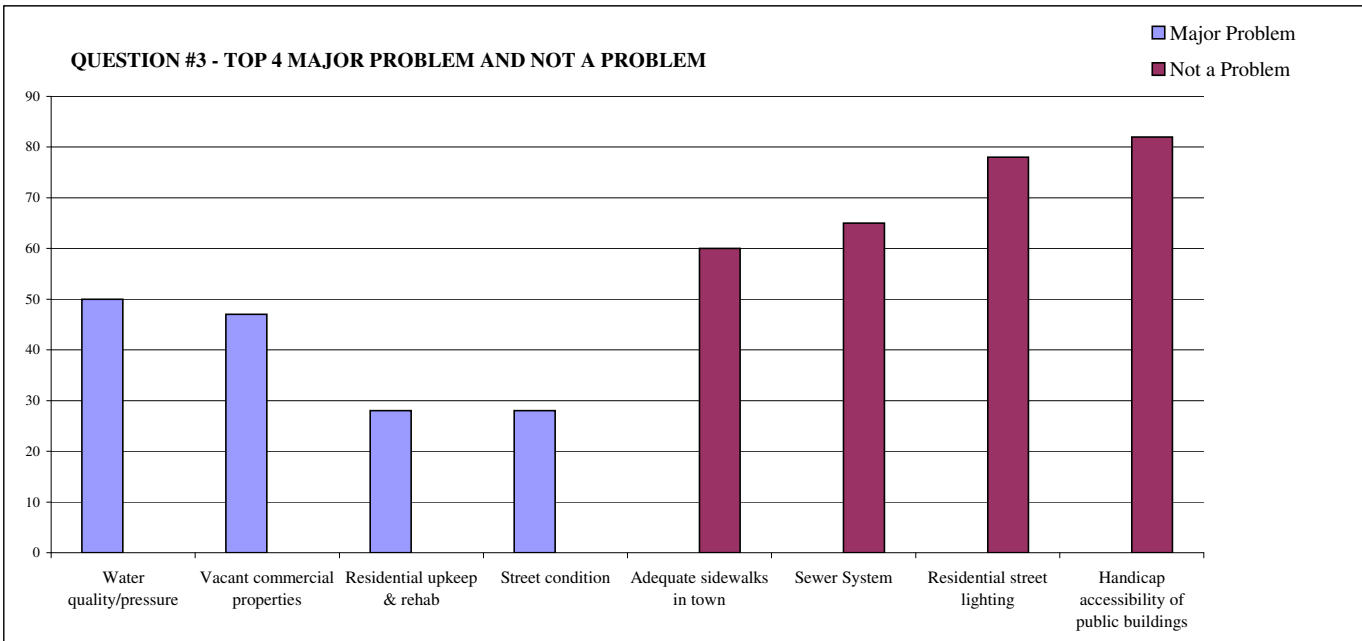
2. PLEASE RATE THE FOLLOWING SERVICES:

	Very Good	Good	Fair	Poor
a. Fire Protection	97	69	8	4
b. Police Protection	80	88	26	7
c. Street Maintenance - overall	12	59	71	31
1) Snow Removal - Downtown Stanton	37	73	46	13
2) Snow Removal - Citywide in Stanton	27	68	46	19
3) Repair of Pot Holes	10	38	75	49
d. Ambulance	84	65	14	3
e. Garbage Collection	59	81	22	4
f. Animal Control	22	75	47	15
g. Electricity	63	85	13	4
h. Cable TV	46	88	30	3
i. Telephone	66	85	21	0
j. Recycling Program	45	94	23	2
k. Availability of Day Care/Child Care	37	95	10	0
l. Natural Gas	39	98	16	1
m. Medical Facilities	35	86	38	2
n. City Planning & Zoning	17	67	45	11
o. Religious Services	84	79	8	0
p. Public Library	78	81	7	2



3. PLEASE RATE THE FOLLOWING ITEMS FOR YOUR AREA OR IN THE COMMUNITY AS A WHOLE:

	Major Problem	Minor Problem	Not a Problem
a. Water quality/pressure	50	62	49
b. Residential upkeep & rehab	28	79	48
c. Sewer System	17	72	65
d. Street condition	28	86	48
e. Residential street lighting	13	83	78
f. Vacant commercial properties	47	54	51
g. Adequate sidewalks in town	18	90	60
h. Handicap accessibility of public buildings	12	63	82



4. Responsiveness of Elected Officials to concerns:

a. City Council & Mayor

1) When having had an issue, did you feel your issue was:	14 Resolved	22 Unresolved	59 No Issues	
2) Was the responsiveness to issues addressed in an adequate time frame?	21 YES	16 NO		
3) Did you receive Positive or Negative response to resolving issues that are presented?	50/50 response			
4) Overall how do you rate these officials on resolution of these issues?	5 Very Good	13 Good	15 Fair	8 Poor

b. Board of Education

- 1) When having had an issue, did you feel your issue was: 7 Resolved 22 Unresolved 56 No Issues
- 2) Was the responsiveness to issues addressed in an adequate time frame? 14 YES 14 NO
- 3) Did you receive Positive or Negative response to resolving issues that are presented? Mostly Negative
- 4) Overall how do you rate these officials on resolution of these issues? 11 Very Good 14 Good 9 Fair 14 Poor
- c. County Commissioners/Sheriff/Clerk/Treasurer/Assessor/County Attorney
- 1) When having had an issue, did you feel your issue was: 21 Resolved 12 Unresolved 27 No Issues
- 2) Was the responsiveness to issues addressed in an adequate time fram 33 YES 9 NO
- 3) Did you receive Positive or Negative response to resolving issues that are presented? Mostly Positive
- 4) Overall how do you rate these officials on resolution of these issues? 16 Very Good 16 Good 10 Fair 2 Poor

5. Please rate the following in Stanton

	Very Good	Good	Fair	Poor
a. Community Building	4	47	90	25
1) Inside Image	3	44	95	27
2) Outside Image	3	88	82	27
3) Need of Remodeling	2	39	79	26
4) Need to be replaced	7	44	42	13
5) Leave as it is	12	51	24	16
b. Stanton V.F.W. Club	54	90	8	2
1) Inside Image	51	94	17	2
2) Outside Image	48	92	19	0

6. Business Survey Questions

a. How Effective is media in getting information to you?	12	33	19	8
1) Media information - About community activities?	15	58	45	15
2) Media Information - About School activities?	13	68	51	15
3) Media Information - About Church activities?	20	67	45	59
b. Rate downtown Stanton.	11	77	55	10
c. Rate Stanton Businesses Customer Service.	14	65	133	6
d. Describe shopping at Stanton's Businesses.	24	102	35	1
e. Please rate the Stanton Community Schools	17	104	30	1
	19	76	32	14

7. How many times do you shop downtown Stanton?

34 Always 64 Sometimes 0 Never

8. How much money do you spend with out of town businesses per month?

77-Below \$50 39-\$50 - \$100 75-\$100 - \$500 13-above \$500

9. What is your main reason for not doing business in Stanton?

60 Product Avail. 46 Cost 3 Negative Experience

10. Have you approached local business to provide like or similar products at better pricing?

20 YES 58 NO

11. Do you see non-local businesses making investment in Stanton?

19 YES 68 NO

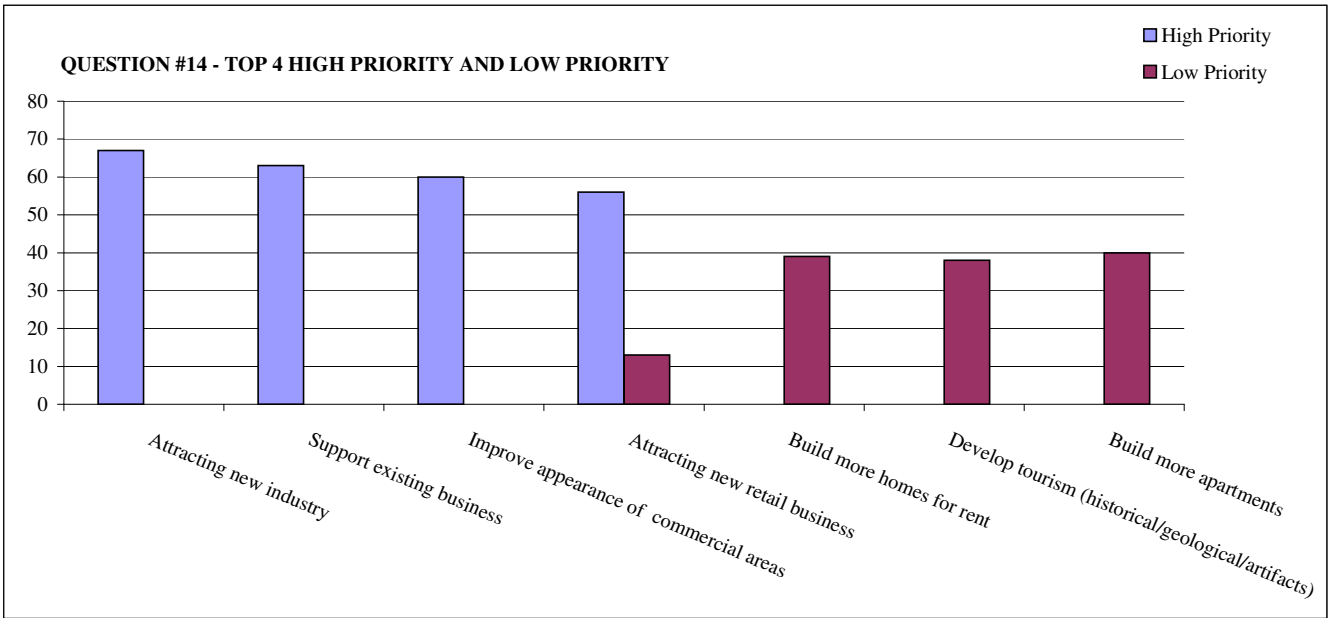
12. Do you see non-local businesses investing in Stanton County?

25 YES 58 NO

13. What would Stanton businesses need to do to earn your business? more variety, lower prices, open more hours, product availability, Clean up the business/properties

14. REGARDING THE FUTURE ECONOMIC GROWTH OF THE CITY, OUR EFFORTS WOULD BEST BE SPENT:

	High Priority	Medium Priority	Low Priority	No Priority
a. Attracting new industry	67	44	14	7
b. Attracting new retail business	56	57	13	7
c. Attracting new service business	42	64	12	3
d. Support and expand existing business and industry	63	59	4	4
e. Improve appearance of commercial areas	60	54	16	5
f. Build more homes for sale	29	60	33	7
g. Build more homes for rent	28	54	39	9
h. Build more apartments	26	44	40	13
i. Develop tourism (historical/geological/artifacts)	28	50	38	8
j. Development of Industrial Tract near Stanton	37	47	26	11



15. Does Stanton need a senior center? 64 YES 27 NO
16. Would you support the use of an existing facility to be the home of a Senior Center and/or Community Youth Center? 79 YES 9 NO
17. Would you support Senior Center and/or Community Youth Center in one of these existing facilities?
- a. Stanton Health Center? 36 YES 36 NO
 - b. Stanton V.F.W. Club Meeting Room? 48 YES 29 NO
 - c. Stanton Community Building? 52 YES 25 NO
18. Would you like to see city council and school board meetings on cable TV.? 61 YES 12 NO
19. Regarding Educational Services: ARE YOU AWARE OF THE AVAILABILITY OF:
- a. Are School personnel (teachers, administrators) available to the public? 44 YES 22 NO
20. HAVE YOU UTILIZED THESE FACILITIES AVAILABLE AT THE SCHOOL?
- b. Exercise/walking/weight training 20 YES 80 NO
 - c. Computers/other 9 YES 86 NO
 - d. Taking a class offered by Northeast Community College or Wayne State or other long distance learning? 12 YES 84 NO
 - e. School Library 5 YES 77 NO
 - f. Multipurpose room for meetings 19 YES 75 NO

21. HELP CREATE A STANTON & STANTON COUNTY IMAGE - "YOU BE THE JUDGE"

	Very Good	Good	Fair	Poor
a. What is Stanton's overall Image in Northeast NE?	9	58	35	12
1) About School activities - Image?	22	99	22	10
2) About Church activities - Image?	22	83	19	3
b. Rate downtown Stanton's - Image.	7	58	49	15
c. Rate Stanton Businesses Customer Service.	15	77	30	5
d. Describe shopping at Stanton's Businesses.	10	79	34	5
e. Please grade the Stanton Community Schools	11	69	21	7
f. If you were an elected official or community leader please list what would be your top priority issues to help improve Stanton's image?				
		1)		
		2)		
		3)		

22. Overall job of elected officials

	Very Good	Good	Fair	Poor
a. Stanton Board of Education	8	68	33	16
b. Stanton City Council	2	60	47	10
c. Stanton City Mayor	3	42	40	39
d. Stanton County Commissioners	8	74	41	6
e. Stanton County Clerk	23	81	20	4
f. Stanton County Treasurer	24	79	17	3
g. Stanton County Assessor	21	75	29	5
h. Stanton County Sheriff	37	56	30	9
i. Stanton County Attorney	15	69	34	5

23. Our City of Stanton's has a \$1 Million-plus budget, what FULL TIME evaluation of Stanton's needs is being made and who is assigned to evaluate those needs ? 7 - Mayor 31 - No one full time 27 City Council

24. Do you know the number the grants that have been researched & written by Stanton since the change from a City Administrator?
7 Yes 29 No

25. If a City Administrator could apply for and receive grants that exceed his annual wages would you support hiring a City Administrator? 55 Yes 31 No

26. Would you support a Stanton City Sales Tax to help aid in future economic growth of Stanton? 35 Yes 52 No

27. Please identify how many persons in each age group are in your household.

a. Under 19	<u>101</u>	d. 35 - 44	<u>72</u>
b. 19 - 24	<u>13</u>	e. 45 - 64	<u>83</u>
c. 25 - 34	<u>13</u>	f. 65+	<u>51</u>

28. Would you please estimate whether your income was above or below the dollar figure shown for your family size?

1 Person	2 Person	3 Persons	4 Persons	5 Persons	6 Persons	7 Persons	8 Persons
ABOVE	ABOVE	ABOVE	ABOVE	ABOVE	ABOVE	ABOVE	ABOVE
\$27,050	\$30,900	\$34,800	\$38,650	\$41,750	\$44,800	\$47,900	\$51,000
BELOW	BELOW	BELOW	BELOW	BELOW	BELOW	BELOW	BELOW

29. What is your ethnic origin or race?

<u>4</u>	American Indian/Native American	<u>0</u>	Black
<u>221</u>	White	<u>1</u>	Hispanic/Mexican American
<u>0</u>	Oriental	<u>0</u>	Other
<u>0</u>	Asian		

30. Is your home in need of repair?

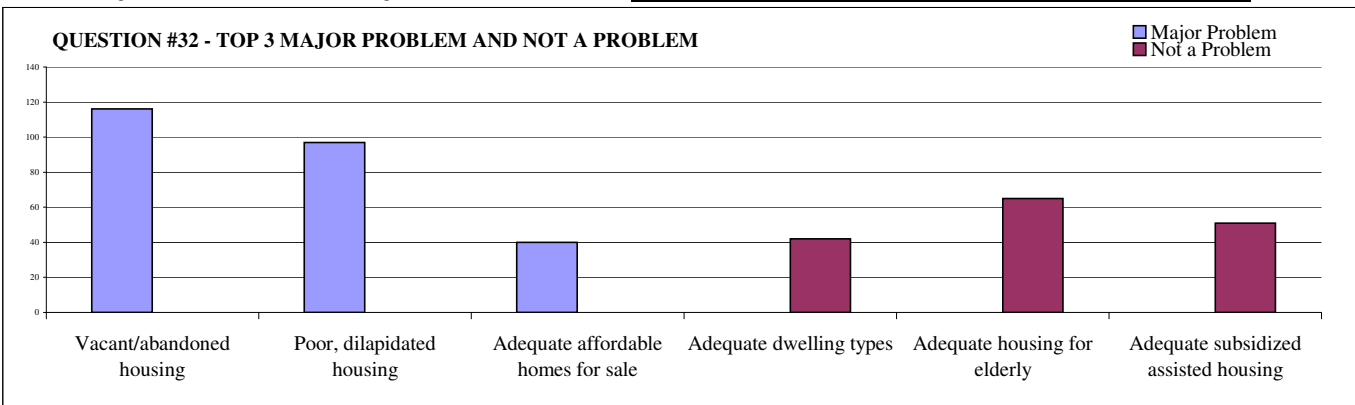
a. <u>33</u>	Major repairs needed	c. <u>16</u>	Needs a new addition
b. <u>92</u>	Minor repairs needed	d. <u>76</u>	No repairs needed

31. Why haven't you made the needed repairs? (Mark all that apply)

a. <u>84</u>	Can't afford needed repairs	d. <u>38</u>	Do not want to increase taxes
b. <u>17</u>	Not feasible for structure of home	e. <u>10</u>	Can't get needed financing
c. <u>10</u>	Planning to move or sell home	f. <u>10</u>	Can't find small contractor

32. Does Stanton have any of the following housing problems:

	Major Problem	Minor Problem	Not a Problem	No Opinion
a. Adequate dwelling types	24	74	42	29
b. Adequate affordable homes for sale	40	75	44	27
c. Adequate affordable rental units	38	77	33	27
d. Adequate subsidized assisted housing	17	61	51	39
e. Adequate housing for elderly	22	60	65	25
f. Poor, dilapidated housing	97	64	10	11
g. Vacant/abandoned housing	116	44	7	9



33. Regarding housing development, our priorities should be:

- a. Subsidized rental housing for low income/elderly
- b. Subsidized rental units for non-elderly/low income families
- c. Homeownership opportunities for low to medium income families
- d. Accessible/adaptable housing for disabled
- e. Manufactured modular homes on single-family house lots
- f. None of the above--adequate housing available
- g. Town homes/Duplexes with no income restrictions

	High Priority	Medium Priority	Low/No Priority	No Opinion
a.	42	58	43	17
b.	29	51	60	17
c.	46	73	25	10
d.	25	60	46	13
e.	16	52	48	21
f.	6	18	8	41
g.	21	44	49	30

34. Would you like to see a down payment assistance program using federal grant funds to assist in lowering the costs of a down payment on a home? 60 Yes 37 No

35. If housing that better suits your needs was available, how would you feel about moving or selling your home?

- a. 138 No desire to move/sell
- b. 22 Would like to move/sell
- c. 3 Definitely want to move/sell
- d. 4 Definitely expect to move/sell
- e. 12 Definitely plan to move/sell

36. If you rent, why do you choose to rent? (Mark all that apply)

- a. 9 lack of availability to buy
- b. 10 prefer to rent
- c. 6 down payment too high
- d. 10 lack of affordable homes
- e. 11 house maintenance expense